

# Good Transit Saves Money for Illinois Households

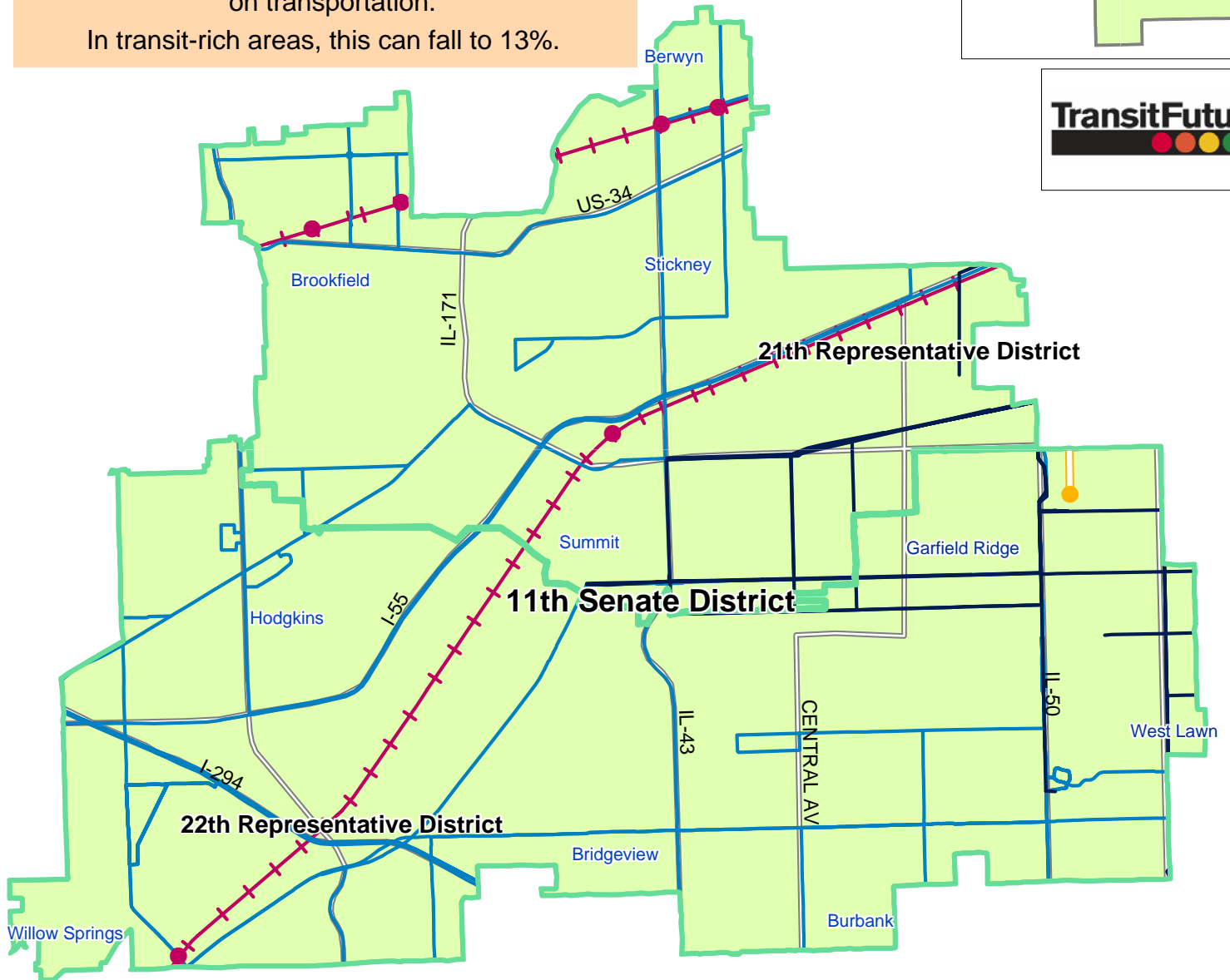
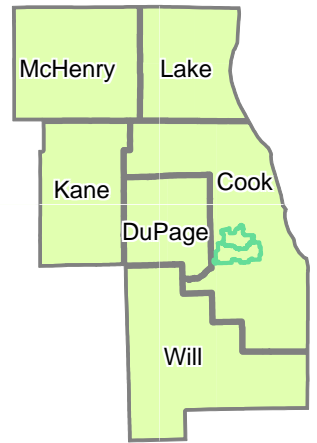
In Northeastern Illinois, households spend an average of \$9,472 on annual transportation costs.

In the 11th Senate District, households spend on average \$9,588 per year.

Where public transit is unavailable or inadequate, households spend as much as 29% of their income on transportation.

In transit-rich areas, this can fall to 13%.

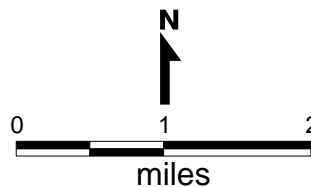
## Reference Map



### CTA Rail Line and Stations

- Blue Line
- Brown Line
- Green Line
- Orange Line
- Purple Line
- Red Line
- Yellow

- Metra Station
- Metra Line
- CTA Bus Route
- Pace Bus Route
- Major Highway
- State Representative District Boundary



Source: Modeled household transportation costs by census tract, developed by the Center for Neighborhood Technology and the Center for Transit Oriented Development through the Brookings Institution Urban Markets Initiative, 2005.