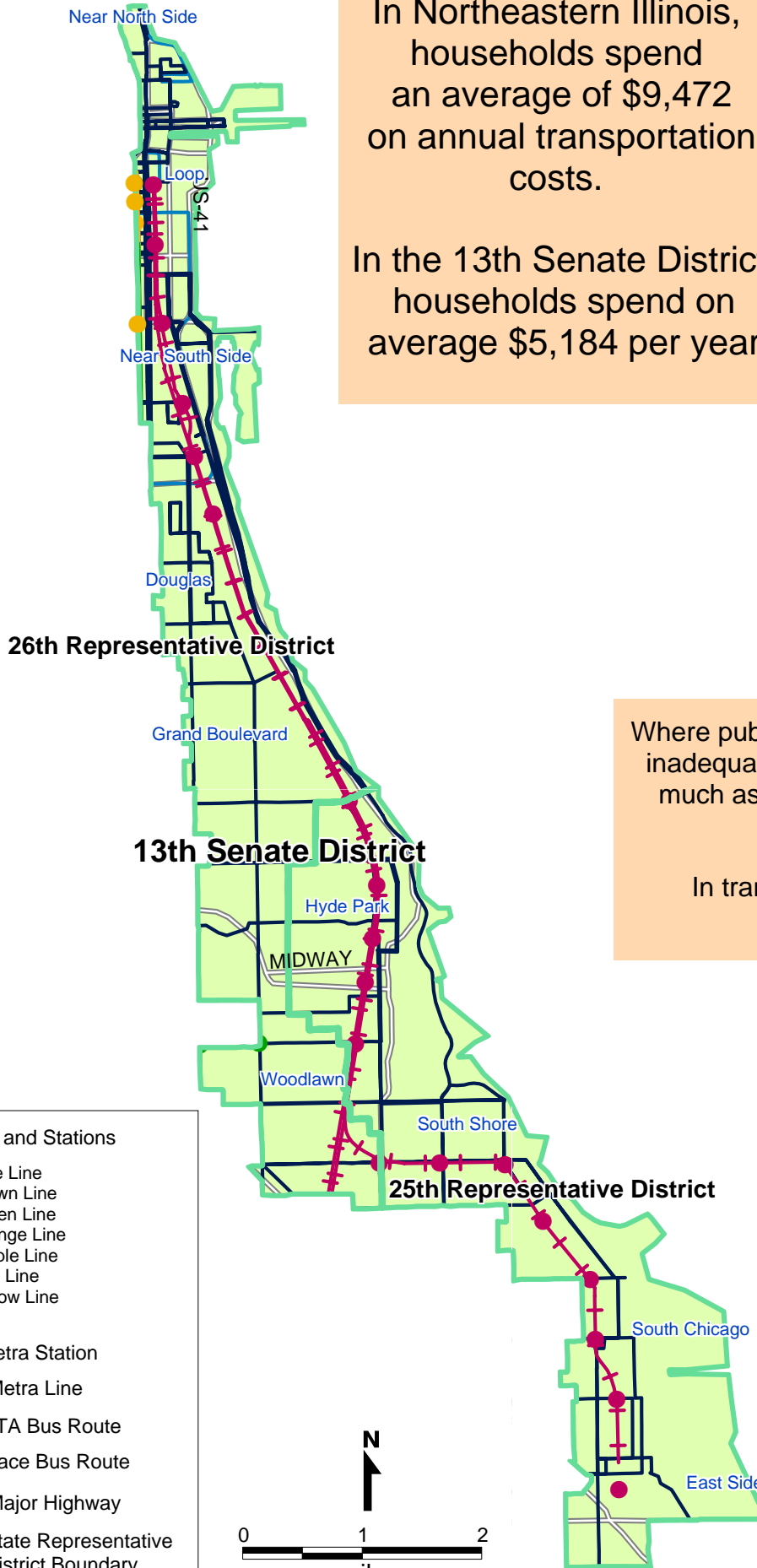
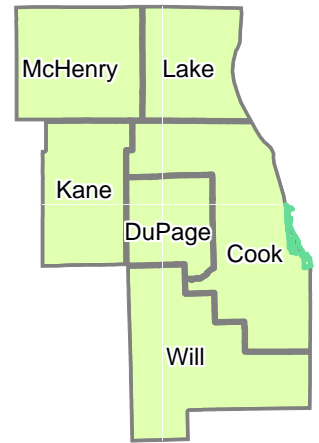


Good Transit Saves Money for Illinois Households

In Northeastern Illinois, households spend an average of \$9,472 on annual transportation costs.

In the 13th Senate District, households spend on average \$5,184 per year.

Reference Map



Where public transit is unavailable or inadequate, households spend as much as 29% of their income on transportation.

In transit-rich areas, this can fall to 13%.

CTA Rail Line and Stations

- Blue Line
- Brown Line
- Green Line
- Orange Line
- Purple Line
- Red Line
- Yellow Line

Metra Station

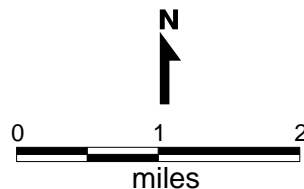
Metra Line

CTA Bus Route

Pace Bus Route

Major Highway

State Representative District Boundary



Source: Modeled household transportation costs by census tract, developed by the Center for Neighborhood Technology and the Center for Transit Oriented Development through the Brookings Institution Urban Markets Initiative, 2005.