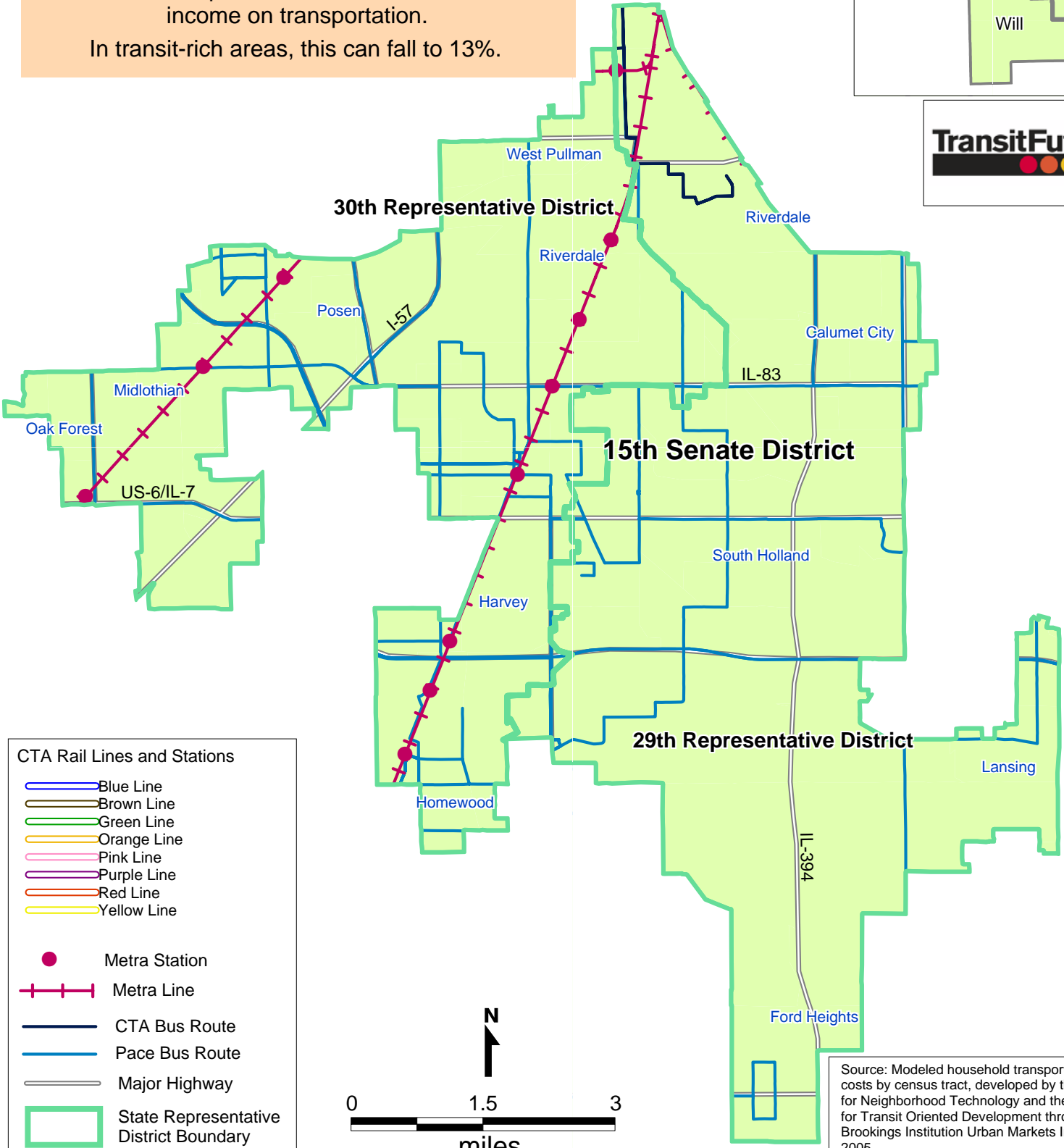
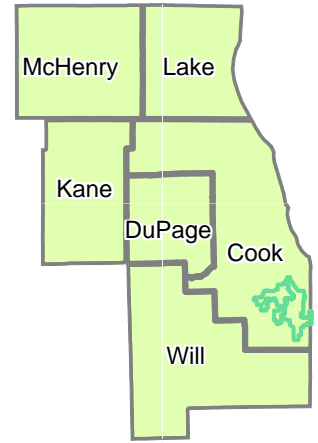


# Good Transit Saves Money for Illinois Households

In Northeastern Illinois, households spend an average of \$9,472 on annual transportation costs. In the 15th Senate District, households spend on average \$10,428 per year.

Where public transit is unavailable or inadequate, households spend as much as 29% of their income on transportation. In transit-rich areas, this can fall to 13%.

## Reference Map



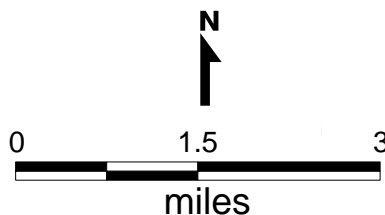
### CTA Rail Lines and Stations

- Blue Line
- Brown Line
- Green Line
- Orange Line
- Pink Line
- Purple Line
- Red Line
- Yellow Line

- Metra Station
- + + + Metra Line

- CTA Bus Route
- Pace Bus Route
- Major Highway

- State Representative District Boundary



Source: Modeled household transportation costs by census tract, developed by the Center for Neighborhood Technology and the Center for Transit Oriented Development through the Brookings Institution Urban Markets Initiative, 2005.