

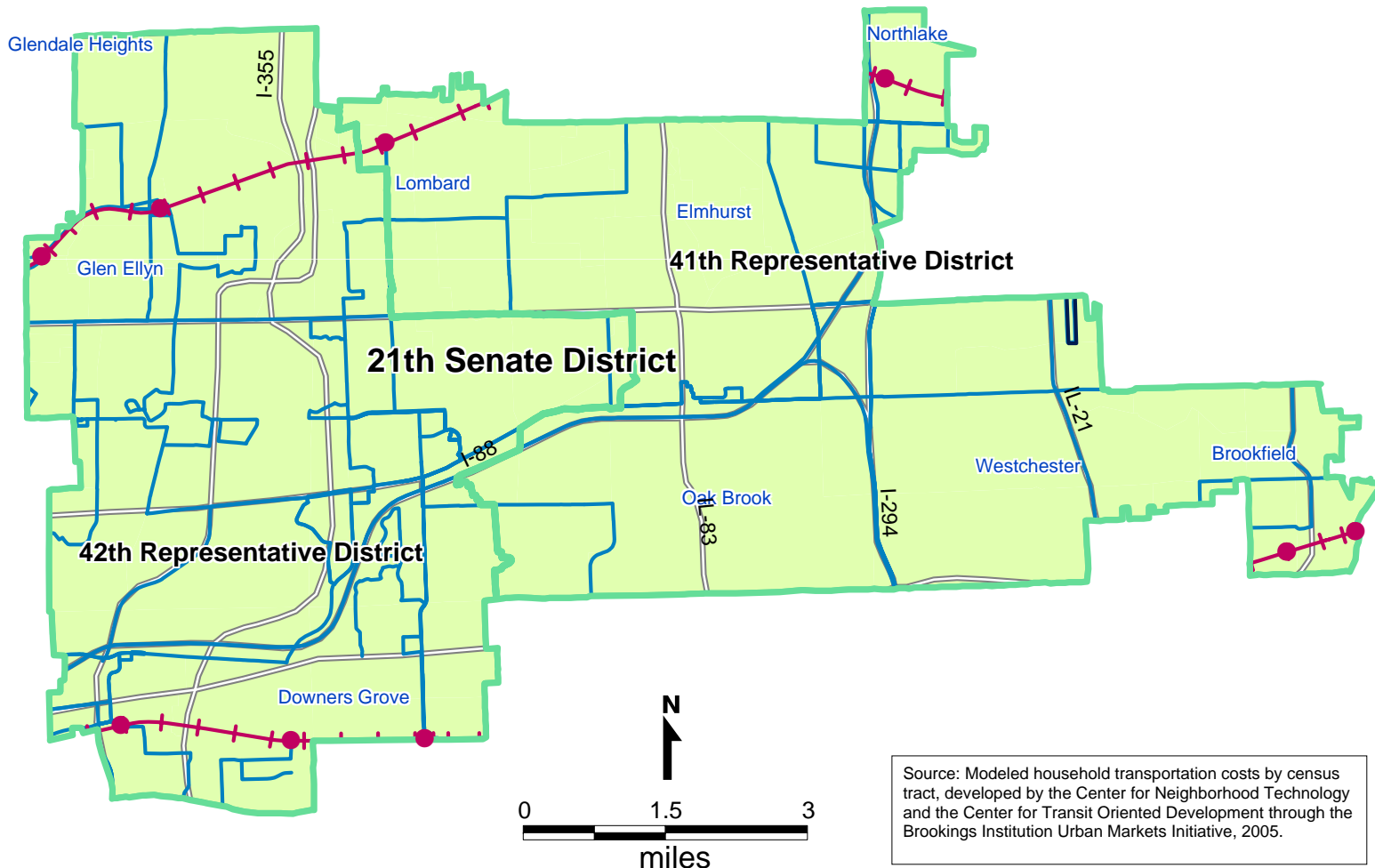
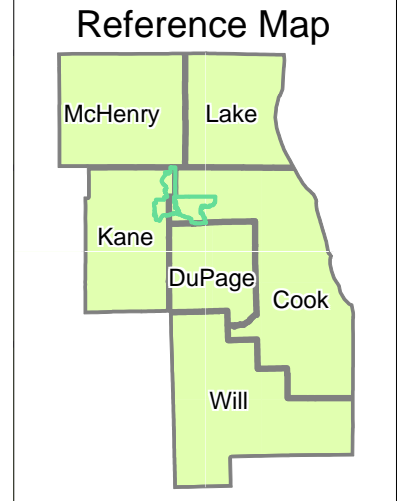
Good Transit Saves Money for Illinois Households

In Northeastern Illinois, households spend an average of \$9,472 on annual transportation costs.















In the 21st Senate District, households spend on average \$11,040 per year.

Where public transit is unavailable or inadequate, households spend as much as 29% of their income on transportation.

In transit-rich areas, this can fall to 13%.



CTA Rail Lines and Stations

-  Blue Line
-  Brown Line
-  Green Line
-  Orange Line
-  Pink Line
-  Purple Line
-  Red Line
-  Yellow Line
-  Metra Station
-  Metra Line
-  CTA Bus Route
-  Pace Bus Route
-  Major Highway
-  State Representative District Boundary

Source: Modeled household transportation costs by census tract, developed by the Center for Neighborhood Technology and the Center for Transit Oriented Development through the Brookings Institution Urban Markets Initiative, 2005.